

Capital Assembly

Robert Akerlof and Richard Holden*

February 10, 2018

Abstract

This paper explores the problem of assembling capital for projects. It can be difficult to assemble capital, when it is disaggregated, for a project that exhibits increasing returns. Small investors may be reluctant to participate, as they may question the ability of the project owner to raise the additional capital he requires. This suggests the possibility that agents with blocks of capital (capital that is already aggregated) might earn rents. Similarly, agents with “network capital” — that is, an ability to aggregate the capital of others — may earn rents. In this paper, we develop a simple theory of the rents attached to capital assembly, and discuss the implications for a range of issues from investment, to growth, to inequality.

*Akerlof: University of Warwick. email: rakerlof@warwick.ac.uk. Holden: UNSW Australia Business School. email: richard.holden@unsw.edu.au. We are grateful to George Akerlof, Pol Antras, Rosalind Dixon, Drew Fudenberg, Bob Gibbons, Ben Golub, Sanjeev Goyal, Hongyi Li, Jeremy Stein, and Luigi Zingales for helpful discussions, and seminar participants at Brown, Cambridge, LBS, Harvard, MIT, UWA, Warwick, the Japan-Hong Kong-Taiwan Contract Theory Workshop, and the 10th Australasian Organizational Economics Workshop. Akerlof acknowledges support from the Institute for New Economic Thinking (INET). Holden acknowledges support from the Australian Research Council (ARC) Future Fellowship FT130101159.

1 Introduction

This paper explores the problem of assembling capital for projects. Under the usual economic assumption of decreasing-returns-to-investment, this problem does not arise; but when there are increasing returns over some range, investors may only be willing to invest in projects when they believe others are willing to do so. In such instances, assembling capital (or coordinating investors) is a relevant — and often critical — consideration. This paper addresses the issue by viewing the process of assembling capital as part of the equilibrium, and it explores the consequences of capital assembly for a range of features of investment. One striking implication is that certain agents who possess a privileged network position can use their “network capital” to improve overall investment and they receive outside returns for doing so. Our theory also predicts that investors with blocks of capital will serve as anchor investors for projects and earn higher rates of return than small investors.

Our theory speaks to a fundamental aspect of the investment process that existing models fail to address. In contrast to existing theories, which assume surplus maximization, we emphasize the importance of scarce resources — network capital and block capital — for the execution of valuable projects. This implies that these resources earn rents — potentially large ones — in market equilibrium. It also implies that institutions may be important, as they may affect the supply of these scarce resources, and hence the extent to which valuable projects are implemented.

We analyze a model in which a project owner tries to raise capital for a project that exhibits increasing returns over some range. We first show that by making an anchor investment in the project, a large investor with a block of capital can move the project from a “bad” equilibrium with low investment to a “good” equilibrium with high investment. Since a large investor spurs others to invest by making an anchor investment, he need not finance the entire shift to the good equilibrium himself. We characterize the minimum capital block-size needed to effect a shift to the good equilibrium — as well as the rate of return earned on such an investment. Interestingly, by holding a subordinated claim rather than a senior claim (equity or junior debt), a large investor can move the project to the good equilibrium with

a smaller block of capital.¹

We then consider the possibility of a central network actor generating a rent by coordinating small investors on a high level of investment; and we discuss how this might be micro-founded.

A key goal of the paper is to develop a *simple* approach to the problem of capital assembly and increasing returns that can be applied in a variety of settings. The details of our analysis, while subtle, can largely be ignored once they have been considered. Our formal model is game-theoretic; but it boils down to a model that is essentially price-theoretic.² We present this simpler, price-theoretic treatment in Section 2 and our formal model in Section 3.

There are many “real-world” examples that illustrate the capital-assembly problem. Consider the founding of Federal Express by entrepreneur Fred Smith. Its establishment required significant capital investment upfront. Before the company could even open its doors, it needed to have in place a fleet of jets, a central hub with sorting facilities, and pickup and delivery operations in twenty-five cities. Furthermore, capital was needed to cover the losses the company could expect to run for the first several years (four, as it turned out) while it built up demand for its service. While the company eventually became a great success, obtaining investor participation early on was “like herding cats,” according to Charlie Lea, a venture capitalist who worked with Smith.³

Smith relied heavily on his social connections to coordinate investors on the idea of his company. A graduate of Yale, he had been a member of Skull and Bones, where he befriended both George W. Bush and John Kerry; and he established valuable contacts in the airline industry running a business with his stepfather that bought and sold jets. Smith was also a talented communicator and salesman. As one early FedEx employee put it: “Fred turned on the charm in a way that few others can match.”⁴

The success of the company also depended heavily upon Smith’s ability to as-

¹A subordinated claim facilitates coordination; but a large investor may prefer a senior claim if the project is risky. See the conclusion for further discussion.

²Bulow and Roberts (1989)’s paper on optimal auctions has a similar aim. They develop a rigorous mechanism-design model but show that their results can be reinterpreted in the language of standard micro theory.

³Frock (2006), p. 105.

⁴Frock (2006), p. 62.

semble a top-notch management team; this task involved coordination as well. For instance, FedEx's initial COO Roger Frock remarked: "How could I even consider joining Fred in his crazy scheme?...I...knew that Art's [head of air operations] broad vision and mellow personality would be tremendous assets for Federal Express."⁵

Warren Buffett's investment in Goldman Sachs provides a good illustration of the power of blocks of capital. In September of 2008, soon after the collapse of Lehman Brothers, Buffett agreed to provide Goldman with \$5 billion of capital. His investment, plus the additional \$2.5 billion Goldman was able to raise from small investors on the back of his investment, helped Goldman weather the financial crisis. The deal was made on very favorable terms to Buffett. Berkshire Hathaway (Buffett's company) received a 10% annual dividend on its "perpetual preferred" stock, plus warrants to buy \$5 billion of common stock at 8% percent below the previous day's closing price.⁶ By comparison, the investors who provided the additional \$2.5 billion dollars did not receive nearly as favorable terms.

There is empirical support for the idea that social connections yield substantial returns. Hochberg et al. (2007), for instance, find that socially connected venture capital firms do especially well. The VC industry, in general, is characterized by strong network ties among VC firms that typically syndicate their deals with others. Hochberg et al. (2007) find that the "centrality"⁷ of VCs in their network increase their internal rates of return from 15% to 17% for a one-standard deviation increase in centrality. Similarly, they find that the more central a VC firm, the better the performance of its portfolio companies. A one standard deviation change in VC centrality increases the probability that a portfolio company survives its first funding-round from 66.8% to 72.4%. A possible interpretation of their findings is that VC firms provide startups with network capital in exchange for a share of their returns. Indeed, the well-known venture capitalist Marc Andreessen sees his main role as to "give our founders...networking superpower."⁸

Outside of economics, sociologist Ronald Burt pioneered the idea that social capital matters for finance and entrepreneurship (see Burt (2004)). More recently,

⁵Ibid., p. 95.

⁶Bary, Andrew, "Warren Buffett Makes an Offer Goldman Sachs Can't Refuse," *The Wall Street Journal* 28 September 2008, Retrieved from <http://www.wsj.com>.

⁷In the sense of "eigenvector centrality" (Bonacich (1972)).

⁸Tad Friend, "Tomorrow's Advance Man," *New Yorker*, May 18, 2015, retrieved from <http://www.newyorker.com>.

economists have begun to explore the role of social capital for finance (see Guiso et al. (2004); Hong et al. (2004, 2005), and Gompers et al. (2005)). We see our paper as contributing primarily to this (still nascent) literature.

The most closely related paper is Akerlof and Holden (2016). In that paper, we consider a specific setting in which a networked agent — a “mover and shaker” — can increase aggregate investment and earn a rent. This paper gives a far more general treatment of the capital-assembly problem; it is also much simpler. We accomplish this by stripping out informational considerations and focusing squarely on agents’ coordination problem (using risk dominance rather than global games as a refinement concept). Our methodology does not require us to make *any* assumptions about the shape of production functions. It reveals the importance of block capital as well as network capital for coordinating investors. Importantly, we are also able to embed our analysis within a market and study the nature of equilibrium: both how block capital and network capital are deployed and the rents they command.

Murphy et al. (1989) explore the idea that increasing returns can generate multiple equilibria. They propose this as a reason for poverty traps.^{9,10}

There is a large literature in corporate finance on the value of controlling blocks and large shareholders (see Grossman and Hart (1980) and Shleifer and Vishny (1986) for early contributions and Becht et al. (2003) for further discussion and references). In these models, the value of large stakes comes from control rights; but there is scant consideration of the coordination problems involved in raising capital.

Our paper is also related to the literature on contribution games — especially Andreoni (1998). In a charitable-giving context, he considers the role of a large contributor or government in achieving successful coordination. Relative to Andreoni (1998), the novel features of our analysis are our focus on an investment

⁹By contrast, Romer (1986) considers increasing returns that come from technological rather than pecuniary externalities. Relatedly, Aghion and Howitt (1992) emphasize the fact that technological innovations improve the quality of products, rendering previous, inferior ones, obsolete.

¹⁰The presence of increasing returns in our model also naturally brings to mind the trade literature on the subject — especially Krugman (1980, 1981), Helpman (1981), and Helpman and Krugman (1985). These models focus on a different issue from our paper. They assume, in contrast, that the efficient scale can easily be achieved. They explore the tradeoff between efficiency (which is achieved by industries being large) and variety (for which consumers have a preference).

context and our examination of the rents associated with playing a pivotal role in coordination.¹¹

Building on the work of Segal (1999), who initiated a literature on contracting with externalities, Bernstein and Winter (2012) and Sakovics and Steiner (2012) study settings where large players can earn rents because of the positive externalities they impose on smaller players. An example would be a shopping mall operator offering a discounted rental rate to a national brand store due to its importance in driving traffic to smaller stores.¹²

The remainder of the paper is organized as follows. Section 2 gives the simple price-theoretic treatment of our model. Section 3 develops the model more formally. We first examine the role a large investor can play in assembling capital for a project; we then embed our analysis in a market setting (with multiple projects) and analyze the market equilibrium; finally, we consider the role that networked agents can play and examine the returns to network capital. Section 4 discusses a set of issues related to network capital such as: how it is acquired and whether agents can invest in it. Section 5 considers some issues raised by our theory and contains some concluding remarks.

2 A simple treatment of the capital-assembly problem

Imagine a project owner is trying to assemble capital for a project. When k units of capital are invested in the project, it yields a return $f(k)$. Our theory can handle production functions with any shape; for the purposes of illustration, though, assume $f(k)$ has the shape shown in Figure 1.¹³ The production function in Figure 1 exhibits increasing returns for intermediate values of k and decreasing returns for high and low values of k .

¹¹There is also a literature on “catalytic finance” which, unlike us, considers the role of a large, non-strategic player, such as the IMF, in avoiding coordination failures in a non-market setting (see, for instance, Corsetti et al. (2006) and Morris and Shin (2006)).

¹²Our setting differs since all players impose externalities on all others (those externalities being proportional to players’ size). Bernstein and Winter (2012)’s and Sakovics and Steiner (2012)’s argument why the large player earns rents does not apply in our setting. In our theory large players earn rents for a different reason: their particular ability to play a coordinating role.

¹³For a discussion of how our theory generalizes to $f(k)$ of any shape, see Section 3.4.

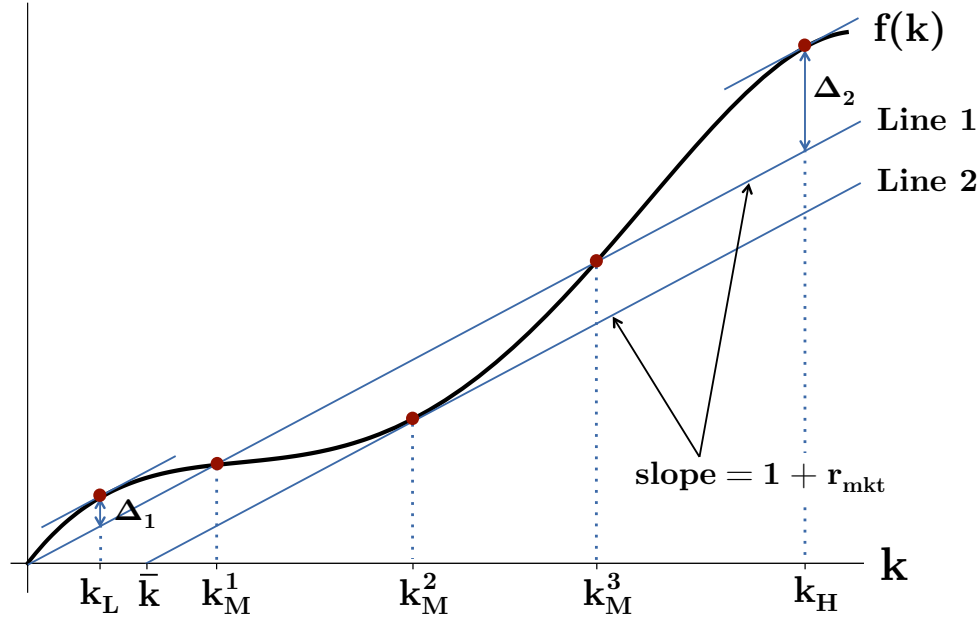


Figure 1 – An example

Case 1: Small investors only

Suppose there are many risk averse investors, each with only a small amount of capital. They can invest in the project or earn a market rate of interest, r_{mkt} .

We will show in the next section that there are two equilibria, one good and one bad; however, the bad equilibrium is likely to prevail. In the bad equilibrium, the project owner obtains k_L units of capital at the market interest rate and receives a payoff of Δ_1 . In the good equilibrium, the project owner receives the surplus-maximizing amount of capital, k_H , at the market interest rate and receives a payoff of $\Delta_2 > \Delta_1$.

Why is the bad equilibrium likely to prevail? Observe that there is a region in which the project is in the “red,” yielding an insufficient return to pay off investors ($f(k) < (1 + r_{mkt})k$). In Figure 1, this is the region between k_M^1 and k_M^3 , in which $f(k)$ dips below Line 1. Investors take a risk when they try to coordinate on lending k_H rather than k_L , since the project may end up in the region in which it is undercapitalized and in the “red.” In game-theoretic terms, the bad equilibrium “risk dominates” the good one. There is a large literature showing that risk dominant equilibria tend to be focal.¹⁴

¹⁴For notable early contributions see Cooper et al. (1990) and Huyck et al. (1990).

To summarize, we find that a bad equilibrium, with a k_L -level of investment, is likely to prevail when capital is disaggregated (i.e., investors have only negligible amounts of it).

Case 2: One large investor

Let us assume now that, in addition to small investors, there is a large investor with a block of capital of size k_{block} .

A large investor with a block of capital can potentially ensure the optimal level of investment (k_H). It is obvious that he can do so if $k_{block} \geq k_H$; but he may be able to bring about the optimal level of investment even if he is unable to fund the entire project. For instance, a block of size $k_M^3 - k_M^1$ is adequate. Small investors are happy to lend when the project is in the “black”; there is only reluctance to lend between k_M^1 and k_M^3 , when the project is in the “red.” A block of size $k_M^3 - k_M^1$ is enough to bridge this gap.

In fact, it turns out that the large investor can bring about the good equilibrium with less capital still. It is sufficient to have a block of size \bar{k} (\bar{k} is graphically represented in Figure 1). Suppose the large investor loans \bar{k} for the project and, additionally, enables the project owner to pay off small investors first. (This could be achieved either by taking junior debt or equity in the project.) Small investors are paid off in this scenario so long as $f(k)$ does not dip below Line 2. $f(k)$ is tangent to Line 2 at k_M^2 but never dips below; hence, small investors are certain to be paid off. Since small investors need not worry about being paid off, they will be willing to provide the project owner with the additional capital he needs to reach the good equilibrium.

Therefore, a large investor with a block of size $k_{block} \geq \bar{k}$ can generate a surplus of size $\Delta_2 - \Delta_1$.

Market rates of return: large versus small investors

Consider next a market setting, with many projects, in which interest rates are endogenous. In a competitive capital market, if block capital is scarce, large investors earn higher rates of return than small investors. Large investors receive, in addition to r_{mkt} , the surplus their blocks help generate.

For example, an investor with a block of size \bar{k} who invests in a project of the type shown in Figure 1 receives $(1 + r_{mkt})\bar{k} + (\Delta_2 - \Delta_1)$.¹⁵ He therefore earns a rate of return:

$$\bar{r} = r_{mkt} + \frac{\Delta_2 - \Delta_1}{\bar{k}}.$$

The difference between large investors' and small investors' rates of return is potentially quite significant. A numerical example helps to illustrate. Figure 1 corresponds to a particular numerical example in which $r_{mkt} = 5\%$ and $f(k) = 2.55k - 0.0975k^2 + 0.0016k^3 - 0.0000075k^4$. In the good equilibrium, $k_H = 100$ and $\Delta_2 = 25$; in the bad equilibrium, $k_L = 10$ and $\Delta_1 = 6.775$. The block size needed to reach the good equilibrium is $\bar{k} = 14.881$. It follows that $\bar{r} = 127.5\%$. Therefore, while a small investor earns a return of 5%, an investor with a block of size \bar{k} earns a return of 127.5%.

Network Capital

Suppose investors are networked. It might be possible for a central network actor (C) to use his position to coordinate small investors on a high level of investment. Agent C substitutes for a block investor; hence, he should earn an equivalent rent in a market equilibrium (i.e., $\Delta_2 - \Delta_1$ if the block investor for which he substitutes receives a rent of $\Delta_2 - \Delta_1$).

We can think of agent C as possessing "network capital" and we can think of $\Delta_2 - \Delta_1$ as the rent agent C earns on his network capital.

3 The formal model

This section develops the model more formally. It is organized along similar lines to Section 2. Sections 3.1 through 3.4 consider a setting in which a project owner is trying to raise capital from investors. We initially assume that there are only small investors; we then show that a large investor can improve the overall level of investment. Section 3.5 moves to a market setting, with many projects, and examines

¹⁵The project owner receives a payoff of Δ_1 . Because of competition between project owners to obtain block capital, the block investor receives the entire surplus from reaching the good equilibrium ($\Delta_2 - \Delta_1$).

the market equilibrium. Interest rates are endogenous (in contrast to Sections 3.1 through 3.4). Finally, Section 3.6 discusses network capital and proposes one possible micro-foundation.

3.1 Setup

The owner of a project is trying to raise capital from a set of potential investors ($i \in \{1, 2, \dots, n\}$). Each investor possesses a small amount of capital, δ .

At time 1, the project owner decides (i) how much capital he will try to raise ($k_P \geq 0$) and (ii) the interest rate ($r_P \geq 0$) he will pay to those who invest in the project. We assume the project owner's capital target, k_P , must be a multiple of δ ($k_P \in \{0, \delta, 2\delta, 3\delta, \dots\}$).

At time 2, after observing the project owner's choices, potential investors simultaneously decide under what circumstances they are willing to invest in the project. Each investor chooses $a_i(\kappa) \in \{0, 1\}$ for all values of $\kappa < k_P$ that are multiples of δ . $a_i(\kappa) = 1$ indicates that investor i is willing to invest if the project owner has raised κ units of capital at the point he approaches i .

At time 3, the project owner approaches investors in a random order. Agent i becomes an investor in the project if, when approached, he is willing to invest ($a_i(\kappa) = 1$) and the project owner has yet to meet his capital target k_P ($\kappa < k_P$). Let k denote the total amount of capital raised at time 3.

At time 4, the project yields a return $f(k)$. The project owner receives $f(k) - (1 + r_P)k$ when the project is in the "black" (that is, when $f(k) - (1 + r_P)k \geq 0$) and 0 when the project is in the "red." Agents who invested in the project receive a rate of return r_P when the project is in the "black"; they receive equal shares of $f(k)$ when the project is in the "red," with an associated rate of return $\frac{f(k)}{k} - 1$. Agents who do not invest in the project receive the market rate of interest, r_{mkt} .

The project owner is risk neutral. Investor i 's utility is given by $u(w_i)$, where w_i denotes the final wealth of investor i . u is strictly increasing and weakly concave: $u' > 0, u'' \leq 0$. w_i is equal to $\delta(1 + r_i)$, where r_i is investor i 's rate of return. As a tie-breaking rule, we assume, for ease of later exposition, that investors prefer all else equal to choose $a(\kappa) = 1$ when there is a possibility of being approached by a

project owner who has raised κ and $a(\kappa) = 0$ otherwise.

We make a set of simplifying assumptions regarding $f(k)$. Under these assumptions, $f(k)$ resembles the production function in Figure 1. Later, we will discuss how our analysis can be generalized. Let $\pi(k) = f(k) - (1 + r_{mkt})k$. We assume:

1. $\pi(k)$ is continuous and $\pi(0) = 0$.
2. $\pi(k)$ has its global maximum at $k_H \leq n\delta$ and $\pi(k_H) = \Delta_2$.
3. $\pi(k)$ also has a local maximum at $k_L < k_H$ and $\pi(k_L) = \Delta_1$.
4. $\pi(k) < 0$ if and only if $k_M^1 < k < k_M^3$, where $k_L < k_M^1 < k_M^3 < k_H$.
5. $\pi(k)$ has its global minimum at k_M^2 and $\pi(k_M^2) = -\Delta_3$.
6. $\delta < \min(k_L, \frac{\Delta_3}{1+r_{mkt}}, k_M^3 - k_M^1 - \frac{\Delta_3}{1+r_{mkt}})$.
7. $k_L, k_H, k_M^1, k_M^2, k_M^3$, and $\frac{\Delta_3}{1+r_{mkt}}$ are all multiples of δ .¹⁶

3.2 Analysis

Let us compare two strategies the project owner might follow. Strategy 1: set out to raise k_L at the market rate of interest ($k_P = k_L$ and $r_P = r_{mkt}$). Strategy 2: set out to raise k_H at the market rate of interest ($k_P = k_H$ and $r_P = r_{mkt}$). (We will later discuss whether there might be a third strategy that is preferable to these two.)

First, consider what happens when the project owner follows Strategy 1.

Proposition 1. *Suppose, at time 1, the project owner sets out to raise k_L at interest rate r_{mkt} . In the unique Nash equilibrium of the time-2 subgame, the project owner successfully raises k_L and receives a payoff of Δ_1 .*

The project owner only seeks to raise k_L and the project is in the black for all $k \leq k_L$. Therefore, the project owner has no trouble raising k_L from investors.

Now, consider what happens when the project owner follows Strategy 2.

¹⁶We make Assumption 7 purely for ease of exposition, in order to avoid “integer issues.”

Proposition 2. *Suppose, at time 1, the project owner sets out to raise k_H at interest rate r_{mkt} . There are two Nash equilibria of the time-2 subgame:*

1. *In one, the project owner only raises k_M^1 and receives a payoff of 0.*
2. *In the other, the project owner successfully raises k_H and receives a payoff of Δ_2 .*

The time-2 subgame is a coordination game with two equilibria. In Equilibrium 1, investors are willing to invest up to the point the project dips into the red ($a_i(\kappa) = 1$ if and only if $\kappa < k_M^1$); this results in the project owner raising k_M^1 . In Equilibrium 2, investors are willing to invest even when the project is in the red ($a_i(\kappa) = 1$ for all κ); this results in the project owner raising k_H .

Observe that Strategy 1 yields a higher payoff if Equilibrium 1 prevails while Strategy 2 yields a higher payoff if Equilibrium 2 prevails. As we will see presently, Equilibrium 1 risk dominates Equilibrium 2. Therefore, the project owner has good reason to think Equilibrium 1 will prevail and he has good reason to select Strategy 1.

Harsanyi and Selten (1988)'s concept of risk dominance captures the idea that certain equilibria in coordination games may be less risky than others. Suppose a 2x2 coordination game has two pure-strategy Nash equilibria, (U, U) and (D, D) . Players may be uncertain whether the other player intends to play U or D . Harsanyi and Selten say that (U, U) risk dominates (D, D) if players prefer to play U when the other player chooses U with probability $\frac{1}{2}$ and D with probability $\frac{1}{2}$.

Harsanyi and Selten's original paper defines risk dominance for 2x2 games only; however, an equilibrium concept proposed by Kets and Sandroni (2015) — "introspective equilibrium" — generalizes their idea.¹⁷ Introspective equilibrium is based upon level- k thinking (see Crawford et al. (2013) for a survey). Kets and Sandroni assume that each player has an exogenously-given "impulse" which determines how he plays at level 0. At level $k > 0$, each player formulates a best response to the belief that opponents are at level $k - 1$. Introspective equilibrium is defined as the limit of this process as $k \rightarrow \infty$.

¹⁷Several papers have suggested generalizations of risk dominance, such as Morris et al. (1995) and Kojima (2006). Our reason for using Kets and Sandroni (2015)'s version of risk dominance is that it permits a natural interpretation of "network capital" in Section 3.6.

Introspective equilibrium nests risk dominance as a special case. It corresponds to the case where players are uncertain regarding each others' impulses. When players are uncertain regarding each others' impulses, they face the type of strategic risk envisioned by Harsanyi and Selten.

With this in mind, we make the following two assumptions regarding impulses:¹⁸

1. With probability θ , an investor's impulse is to always invest ($a_i(\kappa) = 1$ for all κ); with probability $1 - \theta$, an investor's impulse is to never invest ($a_i(\kappa) = 0$ for all κ).
2. It is common knowledge that θ is drawn from the uniform-[0, 1] distribution.

Under these assumptions, Equilibrium 1 is the unique introspective equilibrium of the time-2 game (see Proposition 3). In this sense, it risk dominates Equilibrium 2.

Proposition 3. *Suppose the project owner follows Strategy 2 at time 1. For all realizations of investors' impulses, Equilibrium 1 is the unique introspective equilibrium of the time-2 subgame.*

Hence, when investors follow the introspective equilibrium, the project owner prefers Strategy 1 to Strategy 2. A remaining question is whether there might be a Strategy 3 that the project owner prefers to both Strategies 1 and 2. Clearly, it would not be optimal to offer an interest rate below the market rate since this leads to zero investment. It might be optimal, though, to offer a rate greater than r_{mkt} . Doing so might get agents to overcome their fear of investing in the project when it is in the red. Specifically, Strategy 3 would involve offering an interest rate $\tilde{r} > r_{mkt}$ and seeking to raise $\tilde{k} = \arg \max_k [f(k) - (1 + \tilde{r})k]$.

Proposition 4 (stated below) says that, if agents are sufficiently risk averse, Strategy 1 is optimal. There are two reasons for this result. First, if agents are sufficiently risk averse, no above-market interest rate will induce agents to invest when the project is in the red. Second, even if it is possible to induce agents to

¹⁸These assumptions are meant to mirror Harsanyi and Selten's definition of risk dominance. However, our results (in particular, Proposition 3) are robust to a wide range of assumptions regarding impulses.

invest in the project when it is in the red, it may require paying a high interest rate. If \tilde{r} is large, the project owner's payoff from raising \tilde{k} at rate \tilde{r} will be less than the payoff from following Strategy 1 (Δ_1). In other words, the cost to the project owner of paying the higher interest rate may exceed the benefit.

Proposition 4. *Suppose investors follow the introspective equilibrium at time 2. There exists a $\bar{\rho}$ such that the project owner prefers Strategy 1 to any other strategy whenever investors' risk aversion exceeds $\bar{\rho}$ (that is, $\rho(w) > \bar{\rho}$ for all w , where $\rho(w) = -\frac{u'(w)}{u''(w)}$ denotes investors' coefficient of absolute risk aversion.)*

Henceforth, we will assume that investors follow the introspective equilibrium. We will also focus on the case where Strategy 1 is optimal. We focus on this case for simplicity; but a version of our argument regarding the value of block capital goes through even when Strategy 3 is optimal. In that case, block capital reduces the interest rate the project owner needs to pay to small investors.

3.3 A large investor

Suppose that, in addition to small investors, there is one large investor with a block of capital of size k_{block} (where k_{block} is a multiple of δ). The large investor has the same utility function as small investors; and, like small investors, his outside option yields a rate of return r_{mkt} . At time 1, the large investor can make a loan to the project owner. A loan contract between the project owner and the large investor specifies five things:

1. The loan size ($k_{large} \leq k_{block}$).
2. The interest rate (r_{large}).
3. Whether the loan is junior seniority or standard seniority.
4. The point at which the loan is to be made (κ_{large}).
5. The amount of capital the project owner will try to raise from small investors (k_P) and the interest rate he will pay them (r_P).

Points 3 and 4 require further elaboration. We assume the loan can either be junior seniority or standard seniority. If it is junior seniority, the large investor gets paid off after small investors. If the loan is standard seniority, the large and small investors have the same seniority; when the project is in the red, the large investor receives a fraction of $f(k)$ proportional to the amount of capital he loaned ($\frac{\kappa_{large}}{k}$).

κ_{large} denotes the point at which the large investor makes a loan. We assume that the large investor puts κ_{large} into the project at the point the project owner has raised κ_{large} from small investors. If the project owner never manages to raise κ_{large} from small investors, the large investor does not put capital into the project and he earns the market rate of interest on k_{block} .

We assume that the project owner and the large investor engage in Nash bargaining over the contract and have equal bargaining power.

Analysis

If a large investor has sufficient capital, he can help the project owner reach k_H . For instance, if $k_{block} \geq k_H$, the large investor can loan the project owner all the capital he needs ($\kappa_{large} = k_H$).

It is natural to ask how large k_{block} must be in order for the large investor to help the project owner reach k_H . First, suppose the large investor makes a standard-seniority loan. A block of size $k_M^3 - k_M^1 - \delta$ is sufficient in this case. The large investor can lend $k_M^3 - k_M^1 - \delta$ after the project owner has raised k_M^1 from small investors ($\kappa_{large} = k_M^3 - k_M^1 - \delta$ and $\kappa_{large} = k_M^1 + \delta$), thereby bridging the region where the project is in the red and small investors are unwilling to invest. If the block size is any smaller, though, it is impossible to reach k_H .

Now suppose the large investor makes a junior-seniority loan. To reach k_H , the block only needs to be large enough to ensure that small investors are paid off. It is easily shown that the minimum block-size that is sufficient to reach k_H is $\bar{k} = \frac{\Delta_3}{1+r_{mkt}}$ and $\bar{k} < k_M^3 - k_M^1 - \delta$. The block can be invested before — or just after — the project owner has raised k_M^1 from small investors: $\kappa_{large} \leq k_M^1 + \delta$.

This leads to Proposition 5.

Proposition 5. *The following describes the equilibrium when there is a large investor:*

1. *The project owner raises a total of k_H if $k_{block} \geq \bar{k}$; the project owner raises k_L*

otherwise.

2. The large investor's payoff is equal to $(1 + r_{mkt}) \cdot k_{block} + \frac{\Delta_2 - \Delta_1}{2}$ if $k_{block} \geq \bar{k}$; the large investor's payoff is $(1 + r_{mkt}) \cdot k_{block}$ otherwise.
3. When $k_{block} \geq \bar{k}$, the contract between the project owner and the large investor involves a loan of size $k_{large} \geq \bar{k}$. Furthermore, the loan is of junior-seniority if $k_{large} < k_M^3 - k_M^1 - \delta$.

Observe that if the large investor is able to help the project owner reach k_H (i.e., $k_{block} \geq \bar{k}$), he earns a higher rate of return than small investors. In addition to earning r_{mkt} , he receives half of the surplus associated with reaching k_H ($\frac{\Delta_2 - \Delta_1}{2}$).

Discussion

We have *assumed* that the large investor makes his investment decision before small investors (at time 1 rather than time 2). Does the large investor, in fact, have an *incentive* to move early and serve as an anchor investor in the project?

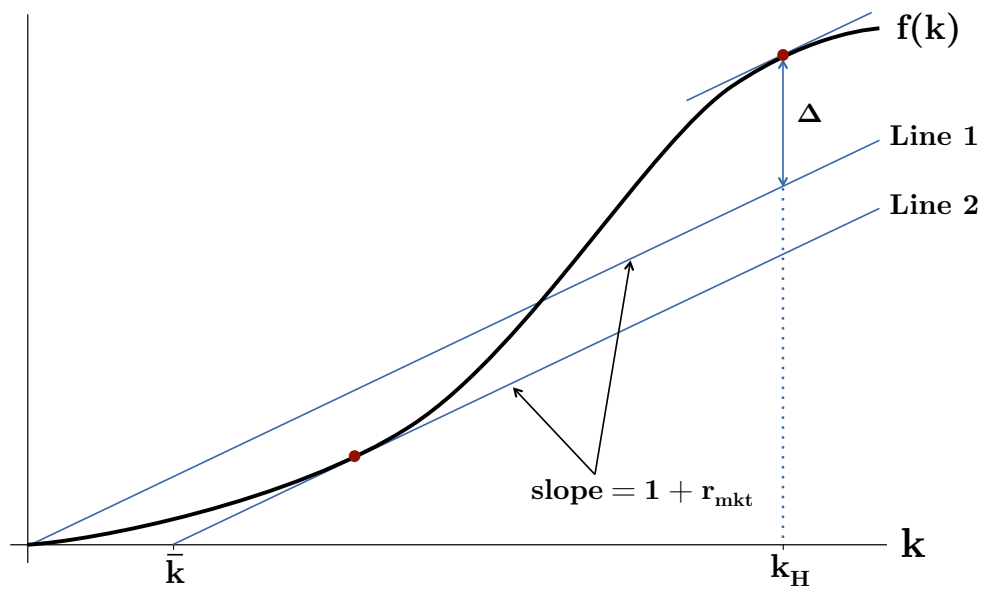
First, observe that small investors *do not* have an incentive to move early. Small investors cannot help the project owner reach k_H by moving up the timing of their investment decisions since they have less than \bar{k} units of capital.

On the other hand, the large investor *does* have an incentive to move early. By moving early, he is able to reduce strategic uncertainty for small investors and thereby increase their willingness to invest. Furthermore, by reducing the strategic uncertainty faced by small investors, he also reduces the strategic uncertainty he *himself* faces. Consequently, by moving early, the large investor can help the project owner reach k_H with a smaller block of capital.

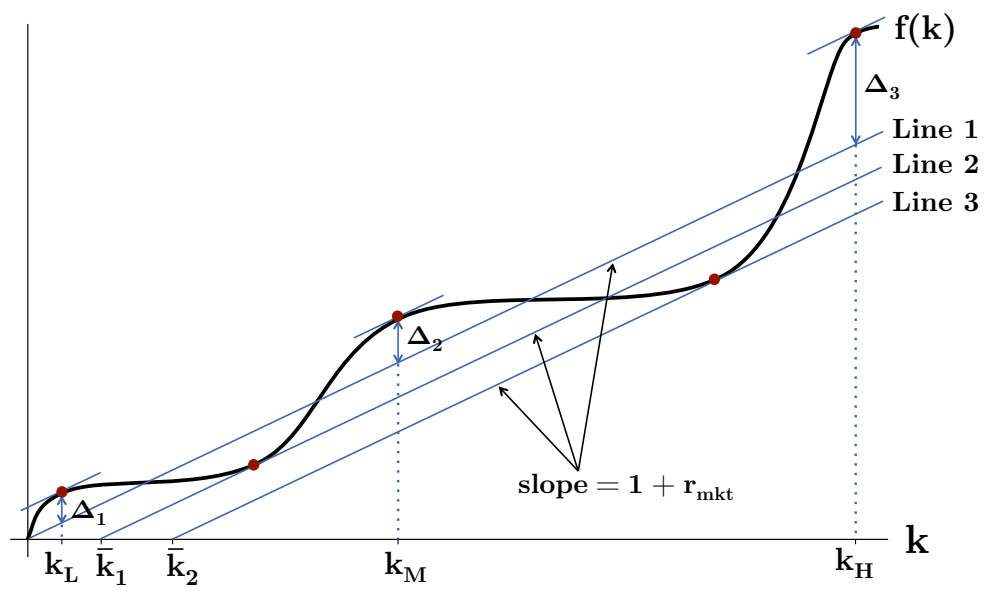
3.4 Generalizing

For ease of exposition, we restricted attention to production functions resembling the one in Figure 1. Our analysis easily generalizes, though.

For instance, Figure 2a shows a production function that exhibits increasing returns for low values of k rather than intermediate values of k . There is still a “good” equilibrium and a “bad” equilibrium. In the bad equilibrium, *zero* capital



(a)



(b)

Figure 2 – Other types of production functions

is invested in the project. In the good equilibrium, k_H is invested in the project. The good equilibrium generates a surplus of Δ ; a block of capital of size \bar{k} is needed in order to reach it since $f(k)$ dips into the red — down to Line 2 — between $k = 0$ and $k = k_H$.

Figure 2b shows a more complicated production function. $\pi(k) = f(k) - (1 + r_{mkt})k$ has three local maxima — at k_L , k_M , and k_H . The project owner can reach k_L without any help from a block investor because the project is in the black for all $k \leq k_L$. To reach k_M , the project owner must obtain some help from a large investor since the project dips into the red between k_L and k_M . The project dips down to Line 2 and hence a block of size \bar{k}_1 is required to reach k_M . To reach k_H , the project owner must obtain a larger block (of size \bar{k}_2) because the project dips further into the red — down to Line 3 — between k_M and k_H .

Proposition 6 provides a more formal statement of how our results generalize.

Proposition 6. *Consider a project with a production function $f(k)$. Suppose, at time 1, the project owner receives a junior-seniority, anchor investment of size \bar{k} from a large investor at an interest rate r_{large} and sets out to raise an additional $k^* - \bar{k}$ in capital from small investors at the market interest rate. In the resulting time-2 subgame, the project owner succeeds in raising $k^* - \bar{k}$ from small investors if and only if:*

$$f(k) - (1 + r_{mkt})(k - \bar{k}) \geq 0 \text{ for all values of } k \leq k^* \text{ that are multiples of } \delta.$$

3.5 Market Equilibrium

Our focus thus far has been on a single project and we have taken interest rates as exogenous. It is natural at this point to consider a market setting with many projects, in which interest rates are endogenous, and ask what a market equilibrium might look like.

A benchmark case to consider is a market with the following features:

1. There are multiple types of projects (where a project's type is defined by its production function); there are many projects of any given type.
2. Each project has a different owner.

3. A set of potential investors possess blocks of capital of varying sizes.
4. Potential investors prefer to invest their capital — rather than consume it — if they can earn an interest rate greater than or equal to r_0 .
5. In aggregate, potential investors possess an infinite (or very large) amount of capital.
6. Block capital is scarce, however: for any k , there is a finite amount of capital in blocks of size k or greater.

What can we say about the market equilibrium? First, an investor's rate of return will depend upon the size of his capital block. Let $r_{mkt}(k)$ denote the rate of return on a block of size k .

Second, larger blocks will earn (weakly) more than smaller blocks in the following sense:

$$r_{mkt}(k_1 + k_2) \cdot (k_1 + k_2) \geq r_{mkt}(k_1) \cdot k_1 + r_{mkt}(k_2) \cdot k_2 \text{ for all } k_1, k_2.$$

This follows from the fact that blocks can always be broken up into smaller pieces.

Third, there will be some threshold, \hat{k} , such that $r_{mkt}(k) = r_0$ for $k < \hat{k}$ and $r_{mkt}(k) > r_0$ for $k \geq \hat{k}$. Investors with blocks of size \hat{k} or greater will serve as anchor investors for projects and thereby earn more than r_0 . Investors with smaller blocks will not serve as anchor investors.

Fourth, anchor investors capture all of the surplus their blocks help to generate. For instance, suppose in the market equilibrium a project receives an anchor investment of size \bar{k} . Suppose further that this anchor investment increases the overall level of investment in the project from k_L to k_H , generating a surplus of size $\Delta_2 - \Delta_1$. Then:

$$r_{mkt}(\bar{k}) = r_0 + \frac{\Delta_2 - \Delta_1}{\bar{k}}.$$

The reason block investors capture all of the surplus is that the supply of block capital is scarce relative to projects. By contrast, in Section 3.3, the surplus ($\Delta_2 - \Delta_1$) was equally divided between the anchor investor and the project owner.

Finally, blocks will be deployed in equilibrium on the projects that maximize the size of the associated surplus ($\Delta_2 - \Delta_1$). Given the scarcity of block capital,

many projects will be undercapitalized in equilibrium. Furthermore, depending upon block interest rates, a project of the type shown in Figure 2b might be funded up to k_M (rather than k_L or k_H).¹⁹

As a final note: Assumptions 1-6 are clearly strong and it is important to remember that they are only meant to serve as a benchmark. In particular, one could imagine settings where there are relatively few projects or where block capital is abundant. In such a setting, $\Delta_2 - \Delta_1$ might be partially or wholly captured by the project owner.

3.6 Network Capital

If investors are networked, a central network actor might be able to coordinate a group of small investors on a high level of investment, forgoing the need to obtain help from a large investor. Given that central network actors can substitute for large investors, we would expect them to earn rents on their “network capital” equivalent to those earned by large investors.

Below, we propose one possible micro-foundation of network capital based upon the idea that agents can flip the “impulses” of those to whom they are connected.

A Formal Model

Consider the setting described in Section 3.3; but in place of a large investor, imagine there is a central network actor (C) — who possesses *no* capital — with whom the project owner can contract at time 1. Agent C is connected to M small investors, possessing $M \cdot \delta$ units of capital. At negligible cost, agent C can make publicly observable changes to the impulses of investors to whom he is connected. In particular, agent C can ensure that: (i) an investor has the impulse to “always invest” and (ii) this impulse is common knowledge.

¹⁹The owner of a project of the type shown in Figure 2b will base his decision of how much capital to obtain on the interest premiums on blocks of capital of size \bar{k}_1 and \bar{k}_2 . If the project owner obtains k_L units of capital, his payoff is $f(k_L) - (1 + r_{mkt}(0))k_L$. If the project owner obtains k_M (k_H) units, his payoff is $f(k_M) - (1 + r_{mkt}(0))k_M - (r_{mkt}(k_M) - r_{mkt}(0))\bar{k}_1$ ($f(k_H) - (1 + r_{mkt}(0))k_H - (r_{mkt}(k_H) - r_{mkt}(0))\bar{k}_2$). The project owner will choose the level of funding so as to maximize his payoff.

Imagine the project owner and agent C can write a contract specifying the following:

1. The number of investors, $m \leq M$, that agent C will guarantee have the impulse to “always invest.”
2. A payment to agent C, taking the form of a junior-seniority stake in the project of size T .
3. The amount of capital the project owner will try to raise from small investors (k_P) and the interest rate he will pay them (r_P).

If agent C instills the impulse to invest in enough investors ($m \geq \frac{k_M^3}{\delta}$), it becomes possible for the project owner to raise k_H at the market interest rate, r_{mkt} .²⁰ Hence, agent C can help the project owner reach k_H if he has sufficient connections ($M \geq \frac{k_M^3}{\delta}$). This leads to Proposition 7.

Proposition 7. *If the networked agent (C) has sufficient connections ($M \geq \frac{k_M^3}{\delta}$), in equilibrium:*

1. *The project owner raises a total of k_H from small investors at the market interest rate.*
2. *Agent C’s payoff, T , is equal to $\frac{\Delta_2 - \Delta_1}{2}$.*

We can think of M as agent C’s network capital. Proposition 7 says that agent C will earn a rent (of size $\frac{\Delta_2 - \Delta_1}{2}$) if he has a sufficient amount of network capital ($M \geq \frac{k_M^3}{\delta}$).

It is worth making two comments. First, agent C only obtains half the surplus associated with reaching k_H (due to Nash bargaining). However, in a market setting where block capital and network capital are both scarce, agent C would obtain the entire surplus.

²⁰In Section 3.2, we found that the project owner would fail if he tried to raise k_H at the market interest rate: he only raises k_M^1 in the unique introspective equilibrium of the time-2 subgame. The project owner fails because investors believe that, with some probability, the aggregate impulse to invest is low. If $m \geq \frac{k_M^3}{\delta}$, however, agent C ensures that the aggregate impulse to invest is high. The project owner therefore succeeds in raising k_H in the unique introspective equilibrium.

Second, the project owner and agent C can contract on m . In other words, they can contract over how much effort agent C will exert to change investors' impulses. In some settings, it might be hard to write such contracts. When such contracts are hard to write, we would expect agents with network capital to become project owners as a way of getting around the problem. In Akerlof and Holden (2016), we find that the most highly connected agent becomes the project owner; this is due to an implicit assumption that the effort exerted by connected agents is non-contractible.

4 Discussion

A large economic literature — pioneered by Mincer (1958) and Becker (1962) — observes that a variety of seemingly disparate activities (for example: on-the-job training or college education) can profitably be thought of as investments in human capital and analyzed using a cohesive framework. This literature has analyzed issues such as: the economic returns to human capital, the optimal level of investment, the incentive of firms to provide it, whether human capital depreciates, and its role in understanding inequality and economic growth.

In this paper we develop an analogous concept: network capital. We will now make a few remarks.

1. People can invest in network capital, just as they can invest in human capital.²¹ Business schools are a notable example. According to *The Economist*: “Business school gives one many advantages...but perhaps the most important of all is a network of other successful people.”²² Networking is a huge focus of MBA students' time, and some schools (e.g. London Business School) even offer workshops on how to do so effectively.²³

²¹Glaeser et al. (2002) provide empirical support. In contrast to Putnam (1993) who pioneered the study of social capital, Glaeser et al. (2002) focus on the investment decisions of individual actors rather than aggregate group outcomes. Glaeser et al. (2002) find, for instance, that individuals put more effort into making social connections in occupations where social skills are more important and that mobility reduces people's effort at making connections.

²²“Network effects: A ranking of business schools' alumni,” *The Economist* 6 February 2015, Retrieved from <http://www.economist.com>.

²³Pozniak, Helena, “MBAs and the power of networking,” *The Independent* 10 April 2013, Retrieved from <http://www.independent.co.uk>.

2. Cultural background and upbringing — which sociologists often refer to as “cultural capital” — affect one’s ability to form ties (see Bourdieu and Passeron (1977)). In this sense, one’s background affects one’s ability to invest in network capital. Therefore, one can think of “cultural capital” as a precursor to network capital.
3. Because relationships need to be tended to, network capital can depreciate over time, in a similar manner to physical and human capital.
4. People can invest in network capital, but they can also have network capital conferred on them (through the investments of others).
5. It may be particularly valuable to connect to highly-connected people (see Akerlof and Holden (2016) for one rationale). Consequently, some people may become and remain highly connected purely as a result of luck.
6. When agents invest in network capital, there are externalities. Such investments affect the overall supply of network capital — not just an agent’s own supply. This raises the question of appropriate policy interventions or institutions to achieve the socially optimal level of investment.
7. If groups A and B rarely interact, an agent with connections to both possesses a rare type of network capital; by virtue of its scarcity, such network capital is likely to command a high market price.²⁴ Ronald Burt emphasizes the importance of agents who connect disparate groups; in his terminology, they bridge “structural holes” (see Burt (2001)).
8. An interesting issue concerns the incentives in a partnership to share connections. On the one hand, hoarding connections increases one’s value to the firm. On the other, hoarding connections reduces the firm’s value because it makes certain people essential, and use of their connections cannot be compelled.²⁵

²⁴Note that in our model, we assume there is only a *single type* of network capital. It is appropriate, however, to think of there being *multiple types* if there are multiple dimensions along which agents coordinate. For instance, a project owner might face a problem of coordinating workers as well as investors.

²⁵This resembles the issue raised by Rajan and Zingales (1998). Access to assets (in this case, the connections of the firm) may be preferable to ownership.

5 Concluding remarks

We conclude by considering some issues raised by our theory.

First: could project owners and investors write conditional contribution contracts, whereby investors' capital only goes into a project if the total amount pledged is above a threshold? Such contracts would seem to solve the capital-assembly problem; hence one might expect to see them with great regularity. We do, in fact, see such contracts: "Kickstarter" being a notable example. However, conditional contribution contracts are far from ubiquitous, and this begs the question as to why. One reason is that it is usually easy to walk away from such pledges. An escrow account might help but such accounts are known to be far from airtight. Furthermore, there is an incentive to wait to contribute to see what other investors will do, which leads to a problem of a "race to the last." Waiting retains one's option value; and there is also an informational benefit of waiting.

Second: there would seem to be an incentive for project owners to start projects only after they have finished raising capital. A project owner who tries but fails to raise k_H could thereby invest only k_L in the project and return the remaining capital to investors. While delaying the start of a project can help solve the capital-assembly problem, there may be large costs associated with delay. Furthermore, project delay may send a negative signal to investors regarding a project owner's ability to raise capital.²⁶

Third: our model suggests that small investors might want to contract with a proxy to act on their collective behalf. The proxy would allow the small investors to behave as if they were a single, large investor. Arguably, private equity and activist hedge funds play such a role. An issue, however, is that it may be hard to align the proxy's interests with those of small investors. Such moral hazard considerations explain, for instance, why there are typically limits placed on the size of single investments, and the class of securities in which fund managers can invest.

Fourth: our model assumes that small investors commit to an investment policy. In the absence of commitment, the "bad" equilibrium can unravel. If the

²⁶Furthermore, there might be transaction costs or liquidation costs associated with temporarily investing funds in the market.

project owner tries to raise k_H , the last investor needed to reach k_H will invest; the second-to-last investor, recognizing this, will invest; by iteration, all investors are prepared to invest. This unraveling argument is fragile, however. For instance, it falls apart if the project's return ($f(k)$) is not strict common knowledge.²⁷

Fifth: large investors in our model subordinate their claims to those of small investors (either by taking equity or junior debt in the project). This prediction is stark and may not perfectly reflect what we see in reality. The starkness of this prediction is an artifact, though, of our assumption that the project is riskless (i.e., our assumption that $f(k)$ is non-random). Recall that a large investor subordinates his claim in our model because it reduces the amount of capital he needs to invest to bring about the “good equilibrium.” If the project is risky, however, there is an additional consideration. The large investor exposes himself to greater risk if he subordinates his claim. This second consideration might outweigh the first.

In this paper, we have examined the capital-assembly problem, which arises when there are increasing returns to investment. We have argued that holders of block capital play an important role in capital assembly. By serving as anchor investors for projects, they can increase the overall level of investment. Similarly, central network actors are important because they can use their position to coordinate small investors.

The potentially large returns earned by holders of network and block capital have clear implications for income inequality. Our theory also has implications for corporate finance. The problem we study may have a range of further implications. It is common (e.g., in growth theory) to assume that projects/ideas are in short supply. In contrast, the scarce resources in our theory are network and block capital. Our theory therefore shifts the focus from the challenge of generating ideas to the challenge of *implementing* and *executing* them.

²⁷To illustrate why common knowledge matters, consider a setup as in Section 3.1 with one difference: while each investor knows the value of k_M^3 , k_M^3 (the point where the project moves from “red” back to “black”) is not common knowledge. If the project owner has already raised $k \geq k_M^3$, investors will contribute to the project. The last investor needed to reach k_M^3 will also invest in the project given that he can tip the project into the black. However, it does not follow by backward induction that the second-to-last investor needed to reach k_M^3 will be willing to invest. While the second-to-last investor understands that the next investor can tip the project into the black, he does not know whether the next investor will understand this himself (given that k_M^3 is not common knowledge). Hence, the unraveling argument breaks down. One way to think about anchor investments is that they reduce the need for common knowledge.

6 Appendix

Proof of Proposition 1. Suppose the project owner follows Strategy 1 at time 1 (i.e., he chooses $k_P = k_L$ and $r_P = r_{mkt}$). Let us consider the resulting time-2 subgame.

It is clearly an equilibrium for all investors to choose $a(\kappa) = 1$ for all $\kappa < k_P$. Hence, an equilibrium exists in which the project owner raises k_L . Furthermore, this is the unique equilibrium in which the project owner raises k_L since, if the project owner is going to raise k_L , it is optimal for an investor to choose $a(\kappa) = 1$ for all $\kappa < k_P$ (given the tie-breaking rule).

We can prove by contradiction that an equilibrium does not exist in which the project owner raises less than k_L . Suppose the project owner raises $\hat{k} < k_L$ in equilibrium with positive probability. Given that the project is in the “black” for all $k \in [0, k_L]$ and given investors’ tie-breaking rule, investors will all choose $a(\hat{k}) = 1$. Therefore, if the project owner manages to raise \hat{k} , investors always give him additional capital. It follows that the project owner can never raise exactly \hat{k} (which is a contradiction). This completes the proof. \square

Proof of Proposition 2. Suppose the project owner follows Strategy 2 at time 1 (i.e., he chooses $k_P = k_H$ and $r_P = r_{mkt}$). Let us consider the resulting time-2 subgame.

We can prove by contradiction that an equilibrium does not exist in which the project owner raises $\hat{k} \in (k_M^1, k_M^3)$ with positive probability. Suppose such an equilibrium exists. Given that the project is in the “red” at \hat{k} , investors’ payoffs are lower than they would be if they never invested in the project. Hence, investors are not best-responding (which is a contradiction).

We can also prove by contradiction that an equilibrium does not exist in which the project owner raises less than k_M^1 . Suppose the project owner raises $\hat{k} < k_M^1$ in equilibrium with positive probability. Given that the project is in the “black” for all $k \in [0, k_M^1]$ and given investors’ tie-breaking rule, investors will all choose $a(\hat{k}) = 1$. Therefore, if the project owner manages to raise \hat{k} , investors always give him additional capital. It follows that the project owner can never raise exactly \hat{k} (which is a contradiction).

Furthermore, by an analogous argument, an equilibrium does not exist in which the project owner raises $\hat{k} \in [k_M^3, k_H)$ with positive probability.

To summarize, for all values of \hat{k} except k_M^1 and k^H , we have ruled out that the project owner can raise \hat{k} with positive probability in equilibrium.

Now, suppose the project owner raises k_M^1 with positive probability. Given that the project dips into the red when $k \in (k_M^1, k_M^3)$, investors all prefer to choose $a(k_M^1) = 0$. If investors all choose $a(k_M^1) = 0$, the project owner cannot raise more than k_M^1 . Furthermore, we have already shown that an equilibrium does not exist in which the project owner raises less than k_M^1 with positive probability. Hence, if the project owner raises k_M^1 with positive probability in equilibrium, he raises k_M^1 with probability 1 in equilibrium.

At this point, we have shown that at most two types of equilibria exist: (1) an equilibrium in which the project owner raises k_M^1 with probability 1, and (2) an equilibrium in which the project owner raises k^H with probability 1. Let us now show existence of such equilibria.

It is clearly an equilibrium for all investors to choose $a(\kappa) = 1$ for $\kappa < k_M^1$ and $a(\kappa) = 0$ for $\kappa \geq k_M^1$. This results in the project owner raising k_M^1 . Furthermore, this is the unique equilibrium in which the project owner raises k_M^1 since, if the project owner is going to raise k_M^1 , it is optimal for investors to choose $a(\kappa) = 1$ for $\kappa < k_M^1$ and $a(\kappa) = 0$ for $\kappa \geq k_M^1$ (given their tie-breaking rule).

It is also clearly an equilibrium for investors to choose $a(\kappa) = 1$ for all κ . This results in the project owner raising k^H . Furthermore, this is the unique equilibrium in which the project owner raises k^H since, if the project owner is going to raise k^H , it is optimal for investors to choose $a(\kappa) = 1$ for all κ (given their tie-breaking rule). This completes the proof. \square

Proof of Proposition 3. Suppose the project owner follows Strategy 2 at time 1 (i.e., he chooses $k_P = k^H$ and $r_P = r_{mkt}$). Let us consider the resulting time-2 subgame. In particular, let us examine what happens in the time-2 subgame when investors are at level k .

When investors are at level 0, they simply follow their impulses.

When investors are at level 1, they choose not to invest ($a_i(\kappa) = 0$) for $\kappa < k_M^3 - \delta$ and they choose to invest ($a_i(\kappa) = 1$) for $\kappa \geq k_M^3 - \delta$. The reason is as follows. When $\kappa \geq k_M^3 - \delta$, it makes sense to invest since there is no risk the project will end up in the "red." (Furthermore, investors believe there is a positive probability they will

be approached by a project owner who has raised $\kappa \geq k_M^3 - \delta$). On the other hand, if investor i invests when $\kappa < k_M^3 - \delta$, he believes there is a positive probability he will have invested in a project that ends up in the “red.” Consequently, it does not make sense to invest when $\kappa < k_M^3 - \delta$.

When investors are at level 2, they choose to invest if and only if $\kappa = 0$. The reason is as follows. Since each investor believes other investors are at level 1, they believe there is zero probability of being approached by a project owner who has raised $\kappa > 0$. Investors choose $a_i(\kappa) = 0$ for $\kappa > 0$ given their tie-breaking rule. On the other hand, there is a positive probability of being approached by a project owner who has raised $\kappa = 0$. Furthermore, there is zero probability of the project ending up in the “red” if investor i invests when $\kappa = 0$; hence, investor i will choose to do so.

When investors are at level 3, they choose to invest if and only if $\kappa \leq \delta$. The reasoning is analogous to the reasoning for level 2. Given other investors are believed to be at level 2, investors assign zero probability to being approached by a project owner who has raised $\kappa > \delta$. Hence, investors choose $a_i(\kappa) = 0$ for $\kappa > \delta$. On the other hand, there is a positive probability of being approached by a project owner who has raised $\kappa \leq \delta$. Furthermore, there is zero probability of the project ending up in the “red” if investor i invests when $\kappa \leq \delta$; hence, investor i will choose to do so.

Applying the same logic, at level 4, investors will invest if and only if $\kappa \leq 2\delta$. At level 5, investors will invest if and only if $\kappa \leq 3\delta$. Eventually, we will reach a level \hat{k} where investors invest if and only if $\kappa < k_M^1$.

Observe that, at level $\hat{k} + 1$, investors follow that same strategy as at level \hat{k} : they invest if and only if $\kappa < k_M^1$. We conclude, then, that in the limit as $k \rightarrow \infty$, investors’ strategy is to invest if and only if $\kappa < k_M^1$. This results in the project owner raising k_M^1 units of capital in the introspective equilibrium. This completes the proof. \square

Proof of Proposition 4. Suppose the project owner follows a “Strategy 3” of the form $r_P = \tilde{r}$ and $k_P = \tilde{k}$, where $\tilde{r} > r_{mkt}$ and $\tilde{k} = \arg \max_k [f(k) - (1 + \tilde{r})k]$. Let us consider the resulting time-2 subgame. In particular, let us examine what happens in the time-2 subgame when investors are at level k .

When investors are at level 0, they simply follow their impulses.

Provided investors are sufficiently risk averse, at level 1 they choose not to invest for $\kappa < k_M^3 - \delta$ and they choose to invest for $\kappa \geq k_M^3 - \delta$. The reason is as follows. When $\kappa \geq k_M^3 - \delta$, it makes sense to invest since there is no risk of the project yielding investors a return below r_{mkt} (note: there is a risk still of the project yielding a return below \tilde{r}). (Furthermore, investors believe there is a positive probability they will be approached by a project owner who has raised $\kappa \geq k_M^3 - \delta$). When $\kappa < k_M^3 - \delta$, investors believe there is a positive probability that the project will yield them a return below r_{mkt} . There is also an upside risk to investing: the project yields investors a return above r_{mkt} with positive probability. However, if investors are sufficiently risk averse, the downside risk will outweigh the upside risk and they will choose not to invest when $\kappa < k_M^3 - \delta$.

The remainder of the proof follows along identical lines to the proof of Proposition 3. At level 2, investors choose to invest if and only if $\kappa = 0$ (see the proof of Proposition 3 for the reasoning). At level 3, investors choose to invest if and only if $\kappa > \delta$. Eventually, we reach a level \hat{k} where investors invest if and only if $\kappa < k_M^1$. For levels greater than \hat{k} , investors follow the same strategy as at level \hat{k} . Hence, we conclude that in the limit as $k \rightarrow \infty$, investors' strategy is to invest if and only if $\kappa < k_M^1$. This results in the project owner raising k_M^1 units of capital in the introspective equilibrium.

Observe that the project owner's payoff in equilibrium is 0. Hence, the project owner prefers Strategy 1 (which yields a payoff of Δ_1) to Strategy 3. This completes the proof. \square

Proof of Proposition 5. The proof of Proposition 5 is given in the text of Section 3.3. \square

Proof of Proposition 6. Consider the time-2 subgame described in the statement of Proposition 6.

First, suppose $f(k) - (1 + r_{mkt})(k - \bar{k}) \geq 0$ for all values of $k \leq k^*$ that are multiples of δ . The large investor's junior-seniority investment of size \bar{k} ensures that small investors cannot earn less than r_{mkt} if they invest in the project. Therefore, it is quite clear that, in the introspective equilibrium, small investors always invest ($a_i(\kappa) = 1$ for all value of κ) and the project owner succeeds in raising $k^* - \bar{k}$.

Now suppose $f(k) - (1 + r_{mkt})(k - \bar{k}) < 0$ for some values of $k \leq k^*$ that are multiples of δ . Let \hat{k} denote the minimum such value of k . Following an argument identical to that given in the proof of Proposition 3, the introspective equilibrium involves agents agreeing to invest if and only if $\kappa < \hat{k} - \delta$. Hence, the project owner only raises $\hat{k} - \delta$ units of capital from small investors. This completes the proof. \square

Proof of Proposition 7. To prove the result, we need to show that, if agent C ensures $m = \frac{k_M^3}{\delta}$ have the impulse to invest, the project owner can raise k_H at rate r_{mkt} .

Therefore, suppose $m = \frac{k_M^3}{\delta}$ and suppose the project owner sets out to raise k_H from small investors at rate r_{mkt} . Let us consider the resulting time-2 subgame and find the introspective equilibrium.

At level 0, investors simply follow their impulses. At level 1, investors best respond to the belief that other investors are at level 0. Observe that it is common knowledge that at least $\frac{k_M^3}{\delta}$ investors have the impulse to “always invest.” Therefore, if an investor believes other players are following their impulses, he chooses to always invest ($a_i(\kappa) = 1$ for all κ). We conclude that, at level 1, investors always invest. Given that investors always invest at level 1, investors always invest at levels $k > 1$. Hence, in the introspective equilibrium, investors always invest and the project owner succeeds in raising k_H . This completes the proof. \square

References

- Aghion, Philippe and Peter Howitt**, "A Model of Growth Through Creative Destruction," *Econometrica*, 1992, 60 (2), 323–351.
- Akerlof, Robert and Richard Holden**, "Movers and Shakers," *Quarterly Journal of Economics*, 2016, 131 (4), 1849–1874.
- Andreoni, James**, "Toward a Theory of Charitable Fund-Raising," *Journal of Political Economy*, 1998, 106 (6), 1186–1213.
- Becht, Marco, Patrick Bolton, and Ailsa Röell**, "Corporate governance and control," in G Constantinides, M Harris, and R Stulz, eds., *Handbook of the Economics of Finance*, North-Holland, 2003.
- Becker, Gary S.**, "Investment in human capital: A theoretical analysis," *Journal of Political Economy*, 1962, pp. 9–49.
- Bernstein, Shai and Eyal Winter**, "Contracting with Heterogeneous Externalities," *American Economic Journal: Microeconomics*, 2012, 4 (2), 50–76.
- Bonacich, Phillip**, "Factoring and weighting approaches to status scores and clique identification," *Journal of Mathematical Sociology*, 1972, 2 (1), 113–120.
- Bourdieu, Pierre and Jeane-Claude Passeron**, *Reproduction in Education, Society and Culture*, London: Sage Publication, 1977.
- Bulow, Jeremy and John Roberts**, "The Simple Economics of Optimal Auctions," *Journal of Political Economy*, 1989, 97 (5), 1060–1090.
- Burt, Ronald S.**, "Structural Holes versus Network Closure as Social Capital," in Nan Li, Karen S. Cook, and Ronald S. Burt, eds., *Social Capital: Theory and Research*, Aldine de Gruyter, 2001, pp. 31–56.
- , "Structural Holes and Good Ideas," *American Journal of Sociology*, 2004, 110, 349–399.
- Cooper, Russell, Douglas V. DeJong, Robert Forsythe, and Thomas W. Ross**, "Selection Criteria in Coordination Games: Some Experimental Results," *American Economic Review*, 1990, 80 (1), 281–233.

- Corsetti, Giancarlo, Bernardo Guimaraes, and Nouriel Roubini**, “International lending of last resort and moral hazard: A model of IMF’s catalytic finance,” *Journal of Monetary Economics*, 2006, 53 (3), 441–471.
- Crawford, Vincent P., Miguel A. Costa-Gomes, and Nagore Iriberri**, “Structural models of nonequilibrium strategic thinking: Theory, evidence, and applications,” *Journal of Economic Literature*, 2013, 51 (1), 5–62.
- Frock, Roger**, *Changing How the World Does Business: FedEx’s Incredible Journey to Success – The Inside Story*, Berret-Koehler Publishers, 2006.
- Glaeser, Edward L., David Laibson, and Bruce Sacerdote**, “An Economic Approach to Social Capital,” *Economic Journal*, 2002, 112 (112), F437–F458.
- Gompers, Paul, Josh Lerner, and David Scharfstein**, “Entrepreneurial spawning: Public corporations and the genesis of new ventures, 1986 to 1999,” *Journal of Finance*, 2005, 60 (2), 577–614.
- Grossman, Sanford J. and Oliver D. Hart**, “Takeover bids, the free-rider problem, and the theory of the corporation,” *Bell Journal of Economics*, 1980, pp. 42–64.
- Guiso, Luigi, Paola Sapienza, and Luigi Zingales**, “The role of social capital in financial development,” *American Economic Review*, 2004, 94 (3), 526–556.
- Harsanyi, John and Reinhard Selten**, *A general theory of equilibrium in games*, Cambridge: MIT Press, 1988.
- Helpman, Elhanan**, “International trade in the presence of product differentiation, economies of scale and monopolistic competition,” *Journal of International Economics*, 1981, 11 (3), 305–340.
- **and Paul Krugman**, *Market structure and foreign trade: Increasing returns, imperfect competition, and the international economy*, MIT press, 1985.
- Hochberg, Yael, Alexander Ljungqvist, and Yang Lu**, “Whom you know matters: Venture capital networks and investment performance,” *Journal of Finance*, 2007, 62 (1), 251–301.

- Hong, Harrison, Jeffrey D. Kubik, and Jeremy C. Stein**, "Social interaction and stock-market participation," *Journal of Finance*, 2004, 59 (1), 137–163.
- , – , and – , "Thy neighbor's portfolio: Word-of-mouth effects in the holdings and trades of money managers," *Journal of Finance*, 2005, 60 (6), 2801–2824.
- Huyck, John B. Van, Raymond C. Battalio, and Richard O. Beil**, "Tacit Coordination Games, Strategic Uncertainty, and Coordination Failure," *American Economic Review*, 1990, 80 (1), 234–248.
- Kets, Willemien and Alvaro Sandroni**, "Challenging conformity: A case for diversity," *Working paper*, 2015.
- Kojima, Fuhito**, "Risk-dominance and perfect foresight dynamics in N-player games," *Journal of Economic Theory*, 2006, 128 (1), 255–273.
- Krugman, Paul**, "Scale economies, product differentiation, and the pattern of trade," *American Economic Review*, 1980, 70 (5), 950–959.
- , "Intra-industry specialization and the gains from trade," *Journal of Political Economy*, 1981, pp. 959–973.
- Mincer, Jacob**, "Investment in human capital and personal income distribution," *Journal of Political Economy*, 1958, pp. 281–302.
- Morris, Stephen and Hyun Song Shin**, "Catalytic finance: When does it work?," *Journal of International Economics*, 2006, 70 (1), 161–177.
- , **Rafael Rob, and Hyun Song Shin**, "p-Dominance and Belief Potential," *Econometrica*, 1995, 63 (1), 145.
- Murphy, Kevin M., Andrei Shleifer, and Robert W. Vishny**, "Industrialization and the Big Push," *Journal of Political Economy*, 1989, 97 (5), 1003–1026.
- Putnam, Robert**, *Making Democracy Work: Civic Traditions in Modern Italy*, Princeton: Princeton University Press., 1993.
- Rajan, Raghuram G. and Luigi Zingales**, "Power in a Theory of the Firm," *Quarterly Journal of Economics*, 1998, 113 (2), 387–432.

Romer, Paul M., "Increasing returns and long-run growth," *Journal of Political Economy*, 1986, pp. 1002–1037.

Sakovics, Jozsef and Jakub Steiner, "Who matters in coordination problems?," *American Economic Review*, 2012, 102 (7), 3439–3461.

Segal, Ilya, "Contracting with Externalities," *Quarterly Journal of Economics*, 1999, 114 (2), 337–88.

Shleifer, Andrei and Robert W. Vishny, "Large shareholders and corporate control," *Journal of Political Economy*, 1986, pp. 461–488.